



# Annual Report 2019



A key to the future



# OUR VISION



To develop the students' academic, social and physical skills so that they may develop a balanced attitude toward life and participate as a responsible member of society.

## PRINCIPAL'S ADDRESS

It is with great pride I present the 2019 Annual School Report which highlights the achievements and progress of Spearwood Primary school in the last year of the 2017 – 2019 Business Plan. The school ran smoothly with excellent student achievements resulting from outstanding staff and learning programs.

In the following report the targets of the 2017 – 2019 Business plan are addressed through the written analysis of tabulated and graphed data. Considerable work was done by the staff reviewing the school data to conclude the current Business Plan and in planning for the Spearwood Primary School 2020-2022 Business Plan.

Spearwood staff have developed a strong culture of high expectations in a safe and supportive learning environment. Learning at Spearwood Primary School focuses on Literacy and Numeracy. Staff have worked together through professional learning and school development days to have common approaches to learning that are explicit and evidence based. The whole school community has excellent relationships where the diversity of culture and values are acknowledged and respected.

This was a fabulous year for me to return after a year away in 2018 and see that the Business Plan had successfully guided the two Principals in 2018 and driven the school to a high standard. A great big thanks goes to our Board Chair, Mrs Janine Griffiths, who worked with the Principals and made sure everything was compliant and completed. In 2019, as for the whole of the period of the Business Plan, Spearwood Primary School Board has been a positive, proactive group representing parents, staff and community members. New members are always welcome and all meetings were open in 2019.

The 2019 P & C Committee was once again a fantastic group of parents and community members working hard to provide for the students of Spearwood Primary School. Many of the following highlighted events were paid for or subsidised by the P & C. The Bingo run by Shelia Lovelands earned money all year and financed various opportunities for students including Mathletics for every child. The whole school thanks those members of the P & C providing services for our students including: Banking, Canteen and Uniform shop.

The Grounds' committee and the Cultural committee had large impact and big projects in 2019. We thank the staff and volunteers who worked in and with these committees. The result of their work can be seen around our immaculate grounds including: a Bird Sanctuary reading area and all buildings named after the six seasons of the Noongar culture. Our new fence in 2019 has reduced vandalism and litter.





While we have happy successful students in an amazing school, our school numbers continue to decline. This is very much impacted by changes in the 457 Visa and rezoning of properties which is changing the profile of the residences in the surrounding suburb. The school went through a very stressful redeployment process at the end of 2019 which continued into the start of 2020. I thank Mrs Jacqueline Freckelton who volunteered to relocate in this process. All teaching staff were very supportive of each other in the process. Thanks to Mrs Susan Williams, Education Assistant, who went through a process that was a lot of work which, in the end, re-profiled her position at the school and protected other education assistants in the school. Our hope is to maintain or increase student numbers.

I am excited about the strong starting point for our next Business Plan and thank all staff, parents and community members for everything in 2019.

**Marta Rotondella**  
Principal  
April 2020



## HIGHLIGHTS OF THE YEAR

Term One started with our two senior grades attending swimming lessons at the beach. The rest of the school from Pre-primary to Year Four attend lessons at Fremantle Leisure Centre Pools at the end of the year, beginning of summer, to develop their competency for safe swimming. The senior students in 2019 were given the opportunity to develop beach surf safety and other certificates. This will likely be the last year Spearwood will have split sessions due to declining numbers and costs.

A new P & C was formed in February and the unusual number of twins at our school made the local newspaper. In March our annual School Clean-up day was held and students analysed the litter collected from the school grounds and surrounds.

Throughout the year Ms Tracey Irving worked to obtain grants to enable Specialist Clinics to come and do a series of lessons at the school. Clinics included: Cricket and Rugby. This added value to the outstanding Specialist Physical Education program run by Ms Rona Gartner and our yearly incursion of Edu-Dance that culminated in a concert. Other School Sporting events include the Lightning Carnival in June and School and Interschool Athletics Carnivals.







Harmony Day was a highlight as the diversity of the school and wider community were acknowledged, respected and celebrated with classroom activities, dressing up in costumes and orange clothing and sharing of food from Asian and African families.

Our Grounds committee worked tirelessly all year with busy bees and planting. Including Grass Trees planting in July, SERCUL planting and refurbishing the Rainbow Serpent garden.

Our Spearwood Primary School Dads' Group was formed and various activities took place including: Kite Flying on the first Saturday in July and Fathers' Day Lunch and Play in September.



Spearwood holds a very moving ANZAC service each year lead by the senior class. Mr Stanton is our honoured RSL Guest each year.

Books and reading are so important and they were the focus of an author visit with Norman Jorgensen, National Simultaneous Story time, Book Fair and Book Character Parade.



Excursions add to the learning programs doing activities not possible on the school site. This year that included: World Environment Festival at Bibra Lake with Year 4/5 students, the Chevron Playground for Year 6 students who were researching for their legacy Six Season project and Years 3 to 5 tree planting at Bibra Lake. The end of year had a Fremantle Spare Parts Puppet and Reward excursion and the Year Six Big Day Out.







In October the Talk4Writing whole school event based on the book 'Possum Magic' was an enormously fun learning and eating activity.

Seeking grants to make extra learning opportunities possible. We are working with our community in many ways to offer a variety of special events and activities for our students. Some examples include

- Mrs. Piotrowski and the Year 2/3 STEM project 'Every Bird Needs a Home'.
- Ms. Irving for winning an 'Environmental Education' Grant for a whole school activity to the value of \$1000.
- Mrs. Freckelton and the Year 6's 'Noongar 6 Seasons Legacy Project'.
- Ms. Irving for the 'Maker Space' project and
- NAIDOC Mural was started along the courts using Urban Indigenous staff and federal and City of Cockburn grant money. This will be continued by the Cultural committee in 2020.

The Noongar Six Seasons Project has permanently and positively changed our school environment. The project culminated in a Launch on November 29th, 2019.



## PROGRESS AGAINST BUSINESS PLAN PRIORITIES

Focus One: High Expectation for success for every student in the school

### Attendance

	Non-Aboriginal		Aboriginal		Total	
	School	Like Schools	School	Like Schools	School	Like Schools
2017	93.4%	92.6%	80.1%	84.6%	91.5%	91.8%
2018	92.9%	92.4%	88.1%	84%	92.2%	91.3%
2019	91.3%	91%	82.2%	80.5%	89.9%	89.6%

Spearwood has had a slight decline in Attendance over the period of the Business Plan. This is both a like schools and WA school trend over these years.

Our Aboriginal attendance has increased over the time of the business plan after a slump in 2017.

**Attendance target to maintain non-Aboriginal and Aboriginal students' attendance to above that of like schools was met.**

**Other attendance targets were met for the stable cohort but not met at a school level.**





### Students at Education Risk (SAER)

Spearwood has excellent identification and planning in place for students at risk. This is made easier because of small student numbers and teachers working so well together. As the school numbers decreased the role of Learning Support coordinator fell into the Deputy's responsibility instead of an additional staff member.

**Performance Indicators in this area were met.**

### Explicit Focus on Science and Technology

Science and Technology remain a school focus but very much at an integrated classroom level. Declining student numbers resulting in the Specialist teacher role being unsustainable in 2018 and 2019.

### Aboriginal Cultural Standards and Aboriginal students' NAPLAN results

The Cultural committee and classroom teachers continue to develop the school and learning programs to demonstrate proficient cultural responsiveness.

**The Six Seasons project is a strong permanent demonstration of Cultural Responsiveness.**

**The majority of Aboriginal students (2 out of 3) showed increases in NAPLAN results that were significantly higher than the National Standard as assessed by First Cut data (Reading, Writing and Numeracy).**

### Behaviour, Engagement and High Care

The whole school resilience program, Highway Heroes, is demonstrating positive impact.

Chaplain, Coral Atkins is successfully working with students and families at risk.

The Kindergarten classroom integrated into a Kindergarten/Pre-primary class in 2019 with excellent student outcomes with five-day fortnight program.

## FOCUS TWO: HIGH QUALITY TEACHING WITH A FOCUS ON BEST POSSIBLE TEACHING PRACTICES

Staff have attended professional learning and implemented best practice pedagogy throughout the whole school including: Explicit instruction, Connect, Bright Path, and Talk4Writing.

Australian Institute for Teaching and School Leadership (AITSL) standards are used in observation, planning and reflection. Standards are used for personal reflection and professional feedback from peers and line manager.

Teachers use data and additional evidence to explain what they do and the impact it has on student learning in data analysis and performance management processes.

## FOCUS THREE: STRONG AND EMPOWERED LEADERSHIP.

There is a strong culture of distributed leadership in Spearwood Primary School demonstrated before and throughout the 2017 – 2019 Business Plan.

The Student leadership group had many opportunities throughout the 2019 school year including running assemblies and assisting at all school events including Hiroshima Day for the School Captains on the 6th August.







The tables on page 11, demonstrate that 2019 was an outstanding year for NAPLAN achievement. Spelling was above expected results in both Years 3 and 5. This is the outcome of having a consistent approach across all years with Spelling instruction.

The Writing program Talk4Writing has made improvements with Year Three achieving well above the expected results and Year Fives achieving at the top of expected results.

In the Reading NAPLAN Spearwood had outstanding success in Year Five and continued strong improvements in Year Three.

Numeracy is both above expected mean and a good result in Year Five but remains a concern in the Year Three results.

Grammar and Punctuation has moved into the positive and as expected for Spearwood Primary School but remains an area in which we want to make strong improvement.

## FOCUS FOUR: STRONG GOVERNANCE AND SUPPORT.

Spearwood Primary school has a high functioning school board which has met all 2019 compliance requirements.

Parents and Citizens committee supports the school with resources and services.

The school website is demonstrative of many of the successes of Spearwood Primary School.

### NAPLAN Comparative Performance for Year 3

Yr 3	Performance						Students					
	2014	2015	2016	2017	2018	2019	2014	2015	2016	2017	2018	2019
Numeracy	-0.6	-1.3	-0.6	-1.1	-0.2	-0.6	24	27	24	18	11	13
Reading	-0.2	-1.0	-0.2	-0.0	0.4	0.6	24	27	24	18	11	13
Writing	-0.9	-0.9	-0.2	-0.6	0.6	2.0	24	27	24	17	12	12
Spelling	-0.1	0.4	1.3	0.4	0.3	1.8	24	27	24	17	12	12
Grammer & Punctuation	-0.4	-1.1	0.3	0.3	-0.3	0.6	24	27	24	17	12	12

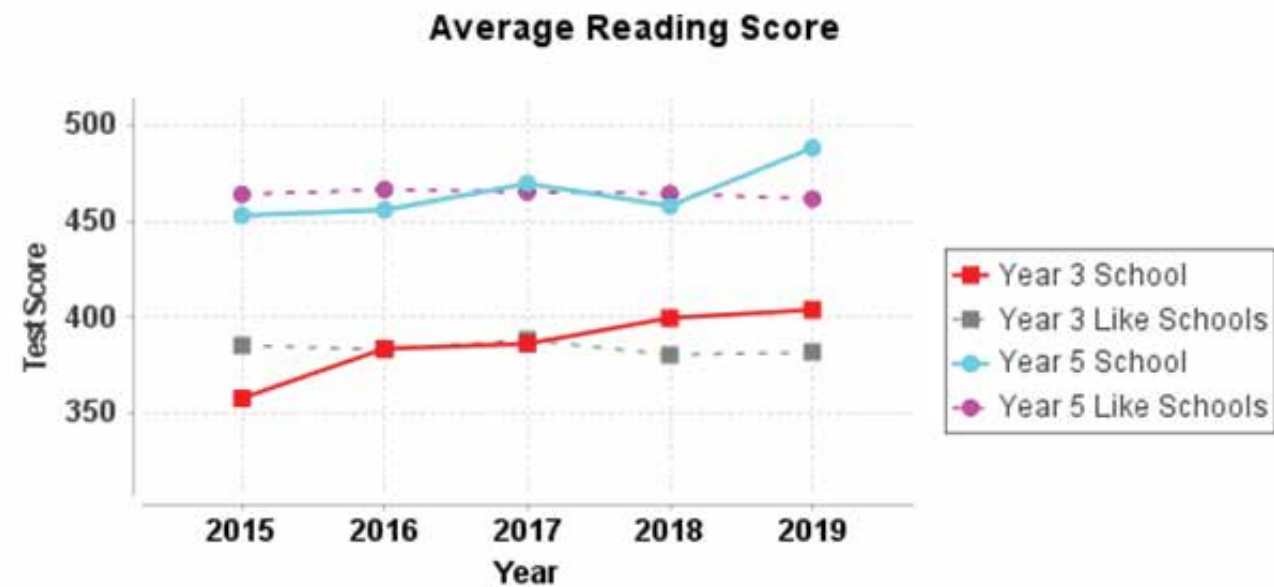
### NAPLAN Comparative Performance for Year 5

Yr 5	Performance						Students					
	2014	2015	2016	2017	2018	2019	2014	2015	2016	2017	2018	2019
Numeracy	0.5	0.3	1.0	-0.1	-0.6	0.9	20	26	25	24	19	13
Reading	0.7	1.2	-0.3	1.3	0.6	1.9	21	26	27	24	18	12
Writing	0.8	1.5	1.7	0.5	0.6	1.0	21	25	26	24	19	12
Spelling	2.7	2.2	2.4	0.5	0.2	1.2	21	26	26	24	19	11
Grammer & Punctuation	0.9	1.4	0.7	1.0	-1.8	0.3	21	26	26	24	19	11

■ Above Expected - more than one standard deviation above the predicted school.  
■ Expected - within one standard deviation of the predicted school mean.  
■ Below Expected - more than one standard deviation below the predicted school mean.

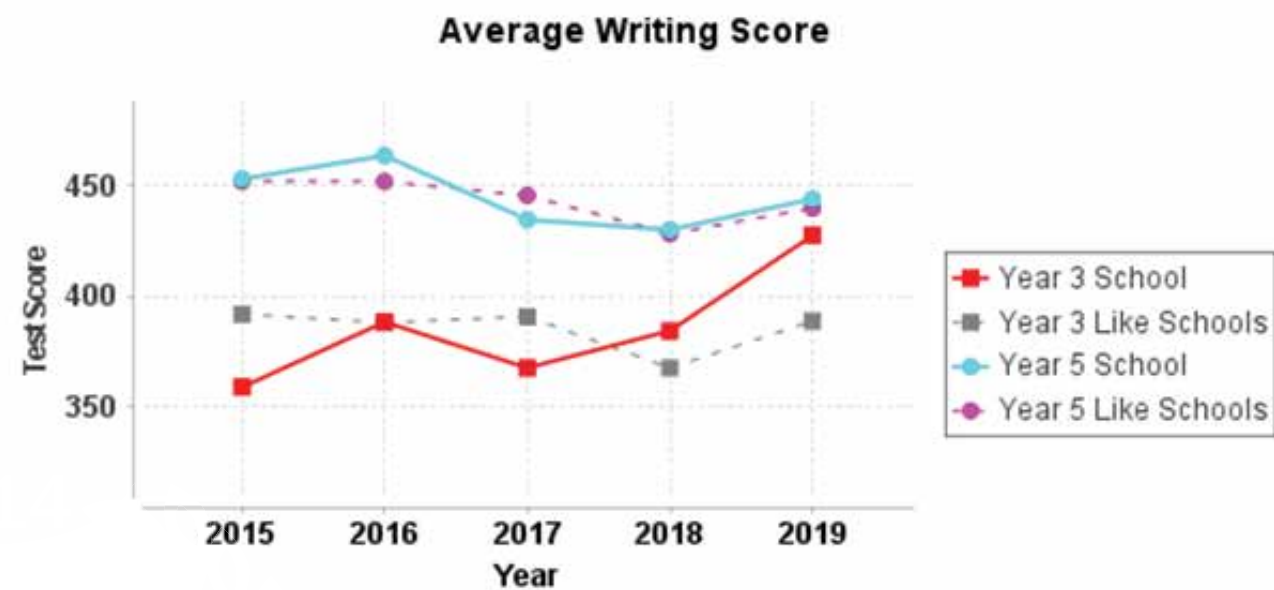


## NAPLAN: READING



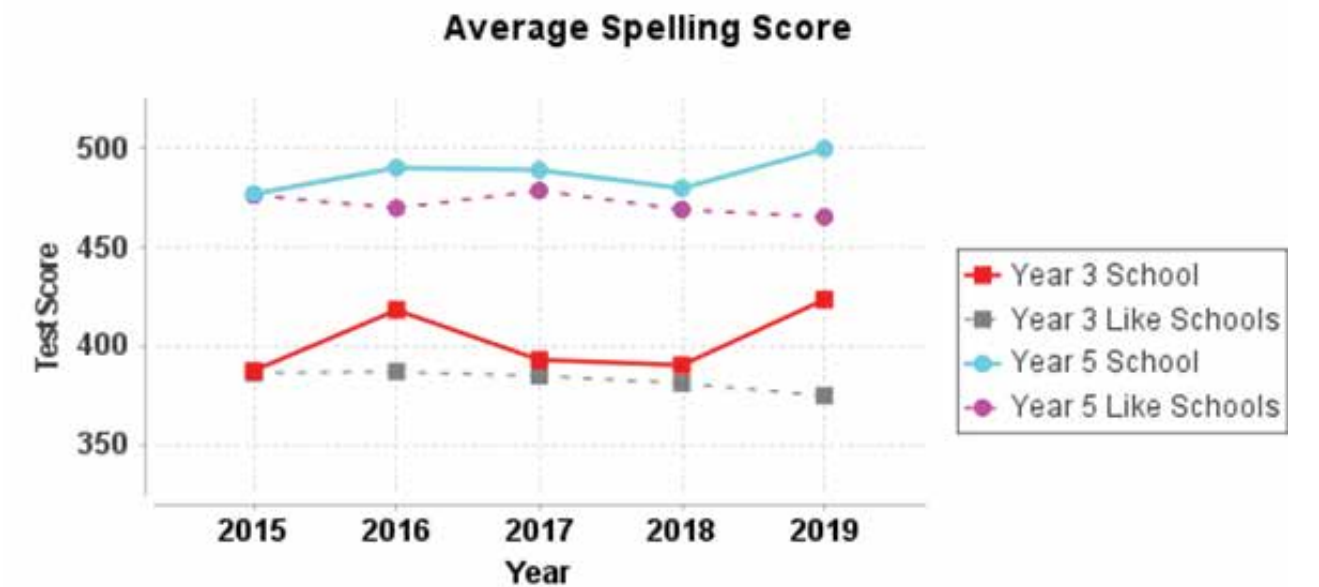
The NAPLAN 2019 Reading graph above demonstrates the growth in Reading results over the time of the Business Plan clearly as staff use explicit instruction and research based teaching and learning pedagogy and programs.

## NAPLAN: WRITING



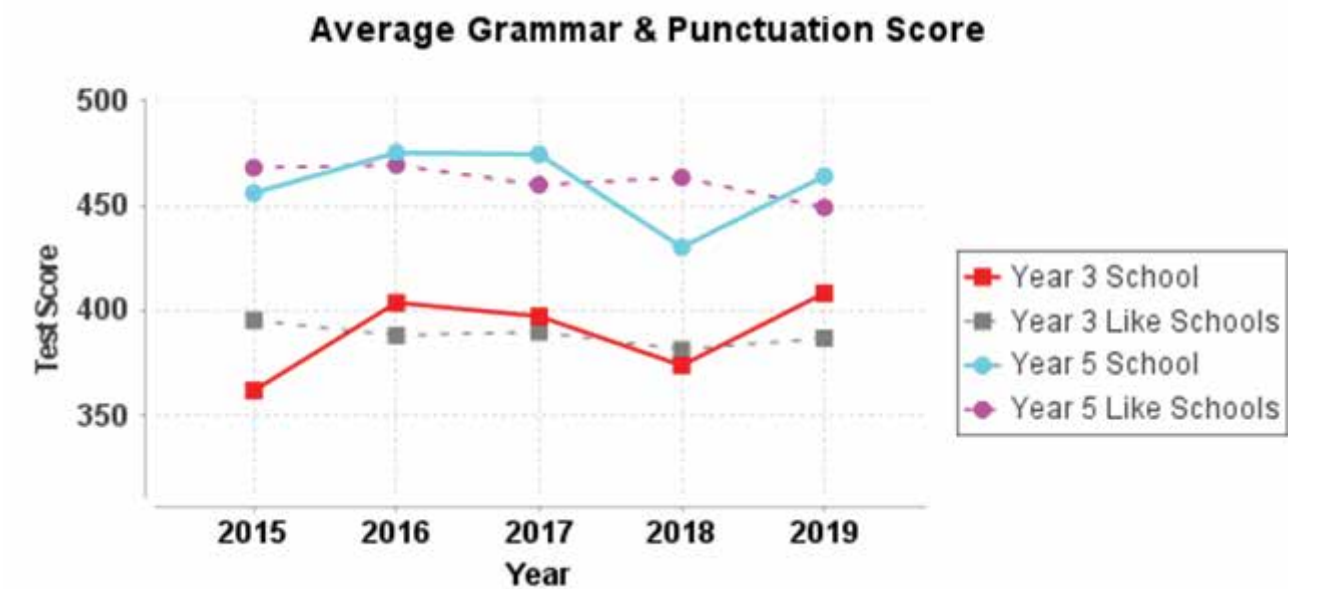
The NAPLAN 2019 Writing, the graph demonstrates the impact of the new whole school approach of Talk4Writing with a significant increase in Year Three results.

## NAPLAN: SPELLING



Spelling shows overall improvement and is increasing the gap between our school results and like schools

## NAPLAN: GRAMMAR AND PUNCTUATION





# LITERACY TARGETS

In NAPLAN Grammar and Punctuation, 2019 Spearwood Year Three and Year Five students performed above like schools after a drop in 2018. This progress is a great demonstration of the staff focusing on this strand after analysis of the disappointing data and making significant improvements.

It also represents results above all the Literacy Business Plan Targets of:

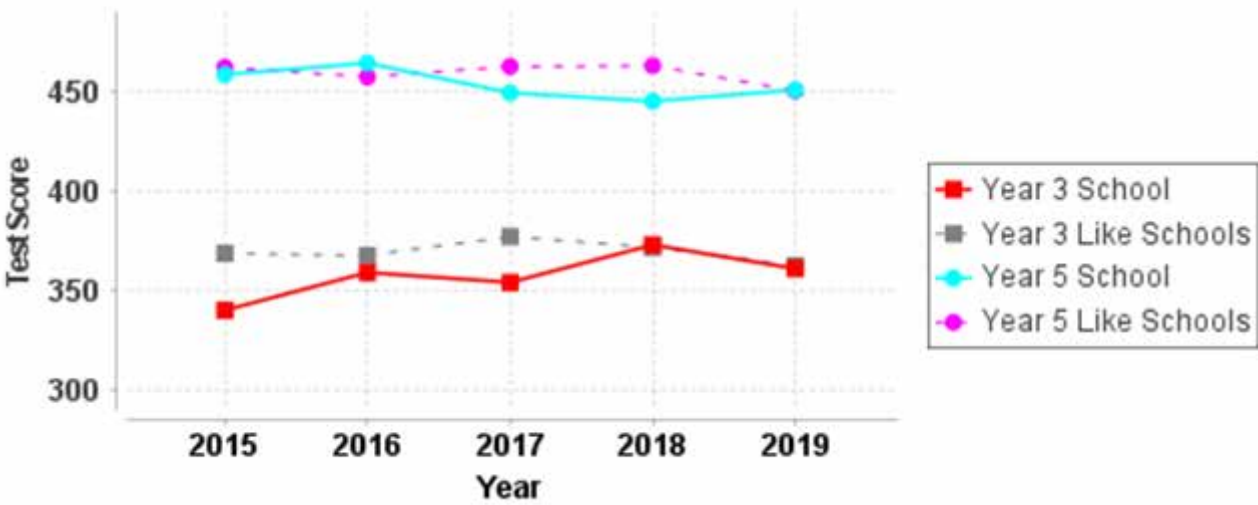
- Increase student performance in Year Three to be equal to ‘like schools’ in all NAPLAN literacy areas.
- Increase student performance in Year Five to be equal to ‘like schools’ in NAPLAN Literacy: Reading, Writing, Grammar and Punctuation.
- Increase the student performance in Year Five to be above ‘like schools’ in NAPLAN Literacy: Spelling.

Although only the like schools graph is in this report, the progress and Achievement Data also shows the outstanding achievement of the literacy target:

- Maintain the higher progress achievement of growth between Year Three and Year Five in Literacy: Writing, Spelling and Grammar when compared to Like Schools, WA Public Schools and Australian Schools.



Average Numeracy Score



# NUMERACY TARGETS

In NAPLAN Numeracy in 2019, Spearwood achieved equivalent to like schools.

The Business Plan target was not achieved.

- Increase student performance in Year Three and Year Five to reduce the gap in Numeracy NAPLAN results between School Mean and WA All Schools mean.

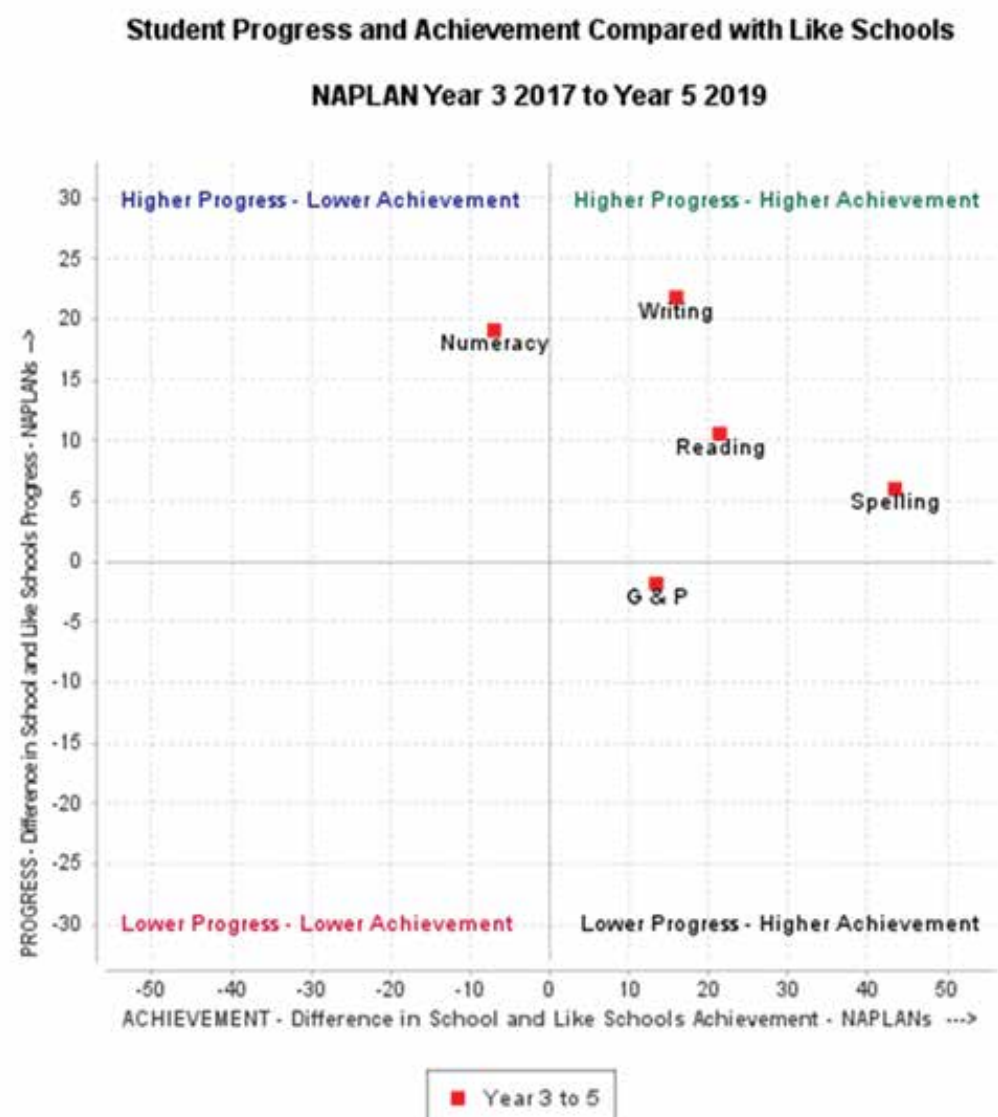
While only the Like Schools graph is included in this Annual report, **the Business Plans’ Targets for this Progress data in Numeracy compared to like schools, WA Schools and Australian Schools was achieved.**

The Target for the data was:

- Maintain the higher progress achievement of growth between Year Three and Year Five in Numeracy when compared to: Like Schools, WA Public Schools and Australian Schools.







Progress and Achievement compared with like schools results for 2017 – 2019 is very pleasing with three tested areas being both Higher Progress and Higher Achievement: Writing, Reading and Spelling.

Grammar and Punctuation has Higher Achievement than like schools (13,-3). This area is a School focus with the target of also having equal or higher progress in this area. It must be acknowledged the work in the school has made significant progress with that previous result in 2016 – 2018 of (-20, -33) both lower progress and lower achievement. An increase in compared achievement 33 and progress 30.


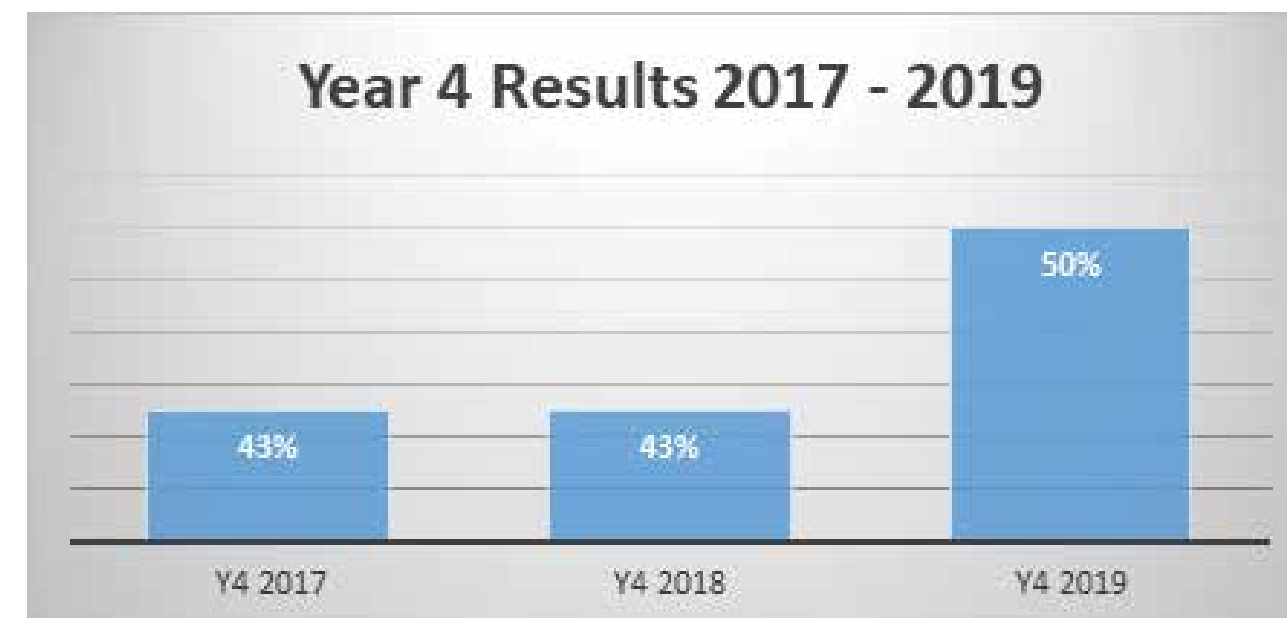
Numeracy at Spearwood Primary school has significantly Higher Progress than like schools. Numeracy is a major school focus area in which improvements are desired. Achievement in 2019 was equal or higher than like schools. This area also has improved from the previous result in 2016 – 2018 of (-25, -15) both lower progress and lower achievement. An increase in compared achievement 18 and progress 34.

The Business Plans Targets for this Progress and Achievement data compared to like schools were achieved.

## INFORMATION AND COMMUNICATION TECHNOLOGY (ICT) CAPABILITY

Year 4 groups

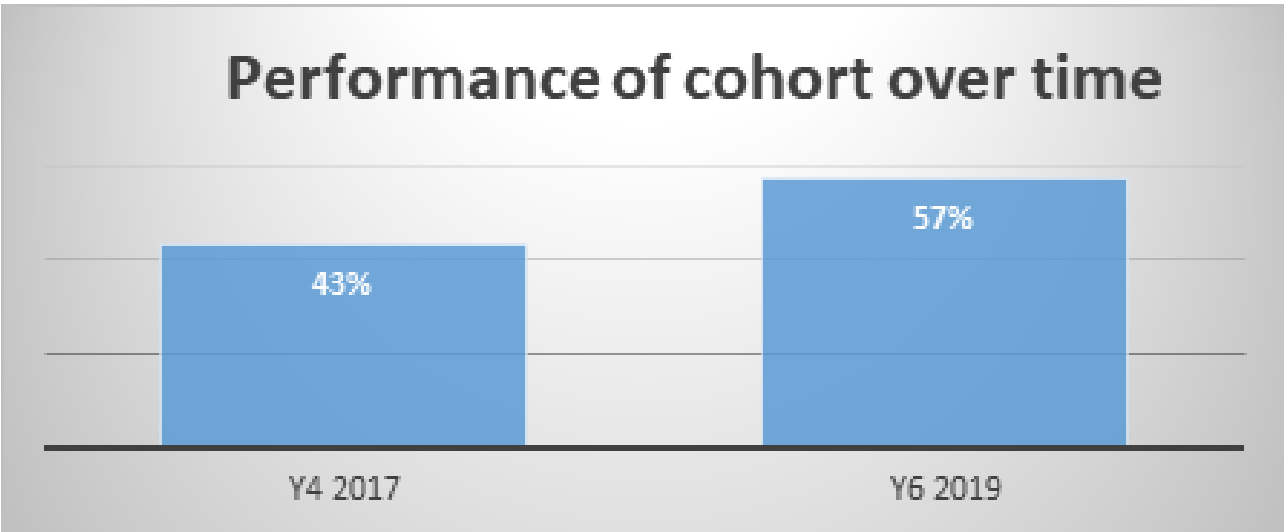
	Y4 2017	Y4 2018	Y4 2019
Ave	43%	43%	50%





Stable Cohort Year 4 - 6

	Y4 2017	Y4 2019
Ave	43%	57%



Data shows statistically significant improvement in student achievement in Digital Technologies: Knowledge and Understandings and Process and production Year Four skills when compared to the previous Year Four cohorts (+7%). This would indicate the success of the implementation of the Western Australian Curriculum: Technologies as well as increased teacher capacity to Plan, Teach and Assess in this curriculum area. Increased achievement indicated (+14%) in stable cohort Year 4 - 6 (2017 - 2019).

This result represents achievement of the Business Plan Target.

Ms T. Irving  
Deputy Principal

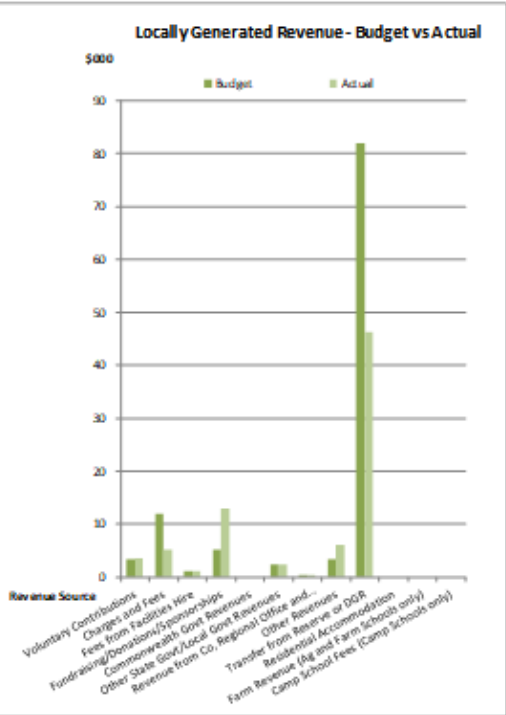
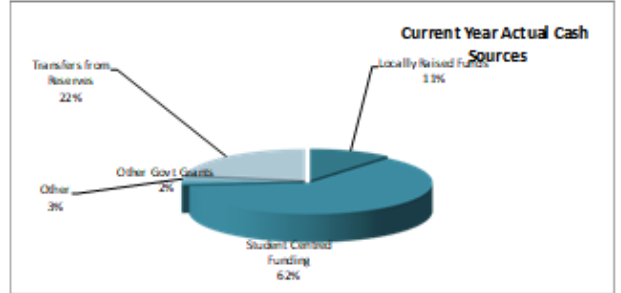


SPEARWOOD PRIMARY SCHOOL FUNDING

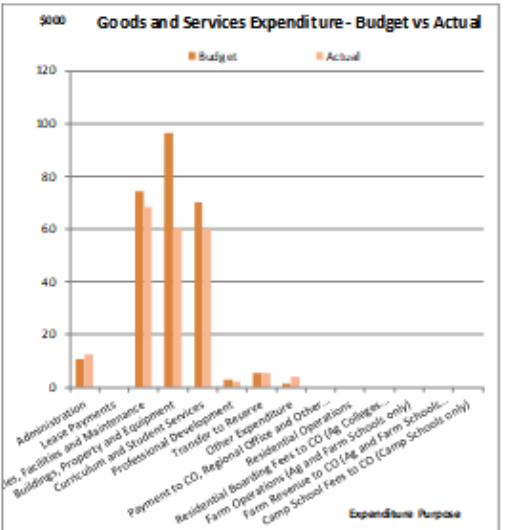
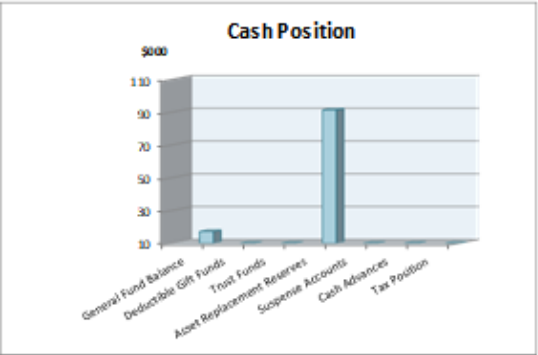


Spearwood Primary  
Financial Summary as at  
31 December 2019

Revenue	Cash & Salary Allocation	Budget	Actual
1	Voluntary Contributions	\$ 9,405.00	\$ 9,530.23
2	Charges and Fees	\$ 32,085.00	\$ 32,251.02
3	Recruitment Facilities Hire	\$ 1,095.28	\$ 1,200.46
4	Fundraising/Donations/Sponsorships	\$ 3,207.00	\$ 12,938.89
5	Commonwealth Govt Revenues	\$	\$
6	Other State Govt/Local Govt Revenues	\$ 2,500.00	\$ 2,500.00
7	Revenue from CO, Regional Office and Other Schools	\$ 442.30	\$ 442.50
8	Other Revenues	\$ 3,272.22	\$ 6,105.21
9	Transfer to Reserve or DGR	\$ 80,925.00	\$ 46,298.00
10	Residential Accommodation	\$	\$
11	Farm Revenue (Ag and Farm Schools only)	\$	\$
12	Camp School Fees (Camp Schools only)	\$	\$
Total Locally Raised Funds		\$ 109,931.99	\$ 78,200.23
Opening Balance		\$ 22,448.78	\$ 22,448.78
Student Centred Funding		\$ 129,306.08	\$ 129,306.08
Total Cash Funds Available		\$ 261,682.85	\$ 229,952.09
Total Salary Allocation		\$	\$
Total Funds Available		\$ 261,682.85	\$ 229,952.09



Expenditure	Cash and Salary	Budget	Actual
1	Administration	\$ 30,875.94	\$ 11,420.08
2	Lease Payments	\$	\$
3	Utilities, Facilities and Maintenance	\$ 74,131.37	\$ 68,195.21
4	Buildings, Property and Equipment	\$ 96,175.00	\$ 60,736.47
5	Curriculum and Student Services	\$ 70,208.06	\$ 39,794.13
6	Professional Development	\$ 2,942.30	\$ 1,184.63
7	Transfer to Reserve	\$ 3,427.76	\$ 3,428.00
8	Other Expenditure	\$ 1,513.00	\$ 4,072.68
9	Payment to CO, Regional Office and Other Schools	\$	\$
10	Residential Accommodation	\$	\$
11	Residential Boarding Fees to CO (Ag Colleges only)	\$	\$
12	Farm Operations (Ag and Farm Schools only)	\$	\$
13	Farm Revenue to CO (Ag and Farm Schools only)	\$	\$
14	Camp School Fees to CO (Camp Schools only)	\$	\$
Total Goods and Services Expenditure		\$ 280,882.35	\$ 214,780.22
Total Forecast Salary Expenditure		\$	\$
Total Expenditure		\$ 280,882.35	\$ 214,780.22
Cash Budget Variance		\$	\$



Cash Position as at:	
Bank Balance	\$ 107,204.05
Wish us on	\$
School Fund Balance	\$ 17,170.87
Productive Gift Funds	\$
Trust Funds	\$
Asset Replacement Reserves	\$ 91,280.35
Suspense Accounts	\$ 11,000.00
Cash Advances	\$
Tax Position	\$ 1,480.00
Total Bank Balance	\$ 107,204.05



# PARENT, STUDENT AND TEACHER SATISFACTION

The National School Opinion Surveys (NSOS) must be administered every two years.

The Survey was last administered in 2018 and will be administered in 2020 and 2022 in the next Business Plan. Results of the 2018 were reported upon in the 2018 Annual report and the key elements are again report in this 2019 report as required

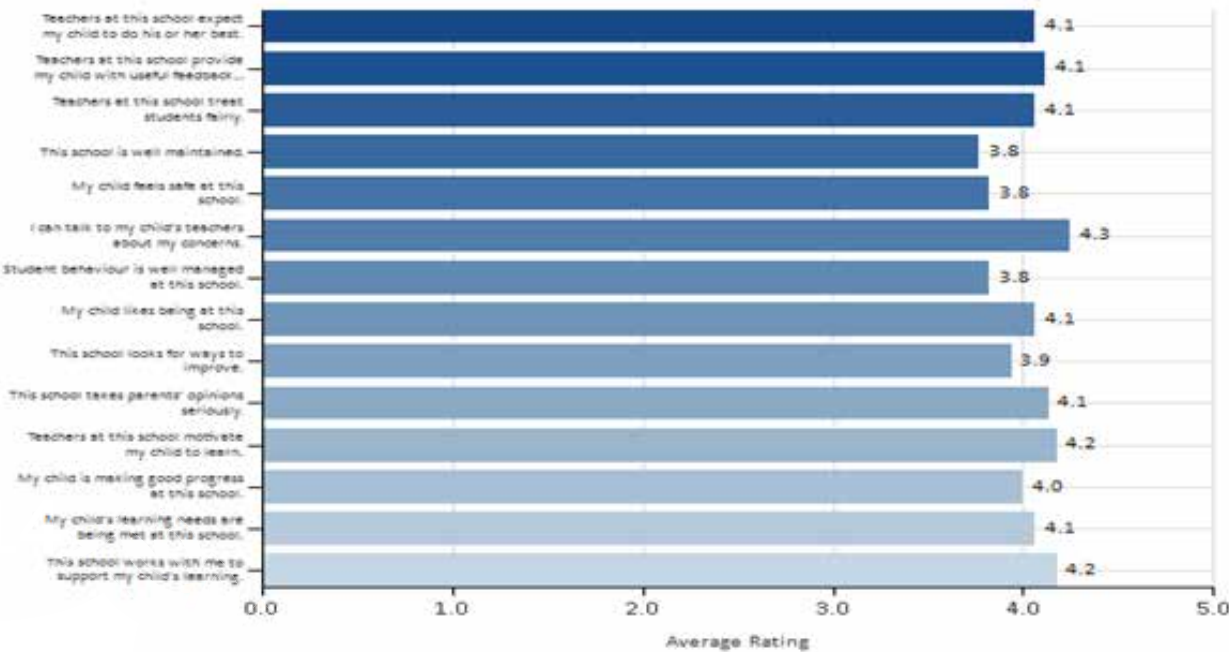
## SPEARWOOD PARENT SURVEY 2018

In 2018, whilst only 17 parents completed the survey given to approximately 50 families, this has increased since 2016. In all but four areas the school has ranked Agree (4.0) or above to the positive statements.

Where the parents had ranked below 4.1, this represents in each case only one or two parents.

In the current Business Plan two targets were targeted for improvement to reach the score of 4.

- The school looks for ways to improve – the school is still working towards achieving this as the 2018 score was 3.9, identical to the 2016 score.
- The school takes parents' opinions seriously – this improvement target was met with a 2018 score of 4.1 which was a substantial improvement on the score of 3.7 in 2016.



In 2018 we added a comments section asking for highlights. Some of the parent responses follows:

- ✓ My child loves Edu-dance, when incursions take place, also the involvement of parents from different cultures doing special cooking days.
- ✓ My child is happy and always enjoys coming to school.
- ✓ SPEARWOOD PRIMARY SCHOOL is best school for me - as a mum my kid is enjoying studying here and the activities. The teachers are good and caring for students. This school has equal treatment for all students and teachers are friendly.
- ✓ Meeting new friends.
- ✓ Children enjoy playing with friends in kindergarten and learning through fun.

### Areas for focus to reach a target score of 4 or above in 2020 and 2022.

- The school is well maintained (3.8)
- My child feels safe at this school (3.8)
- Student behaviour is well managed at this school (3.8)
- This school looks for ways to improve (3.9)

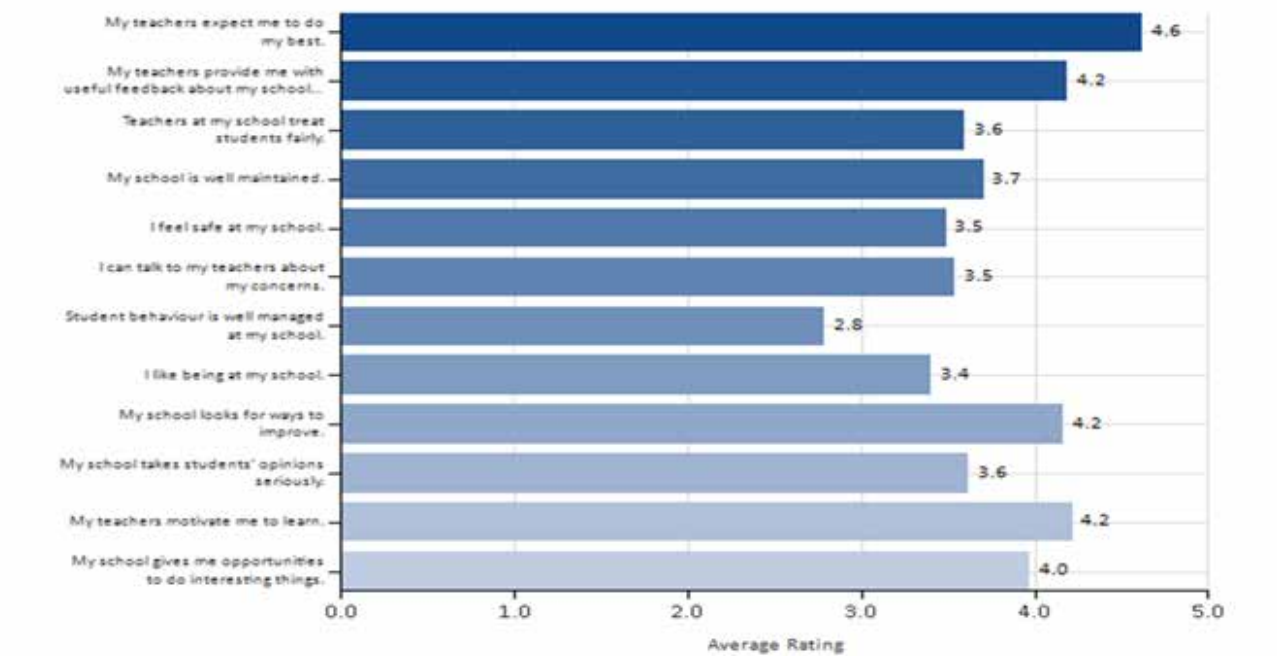




# SPEARWOOD STUDENT SURVEY 2018

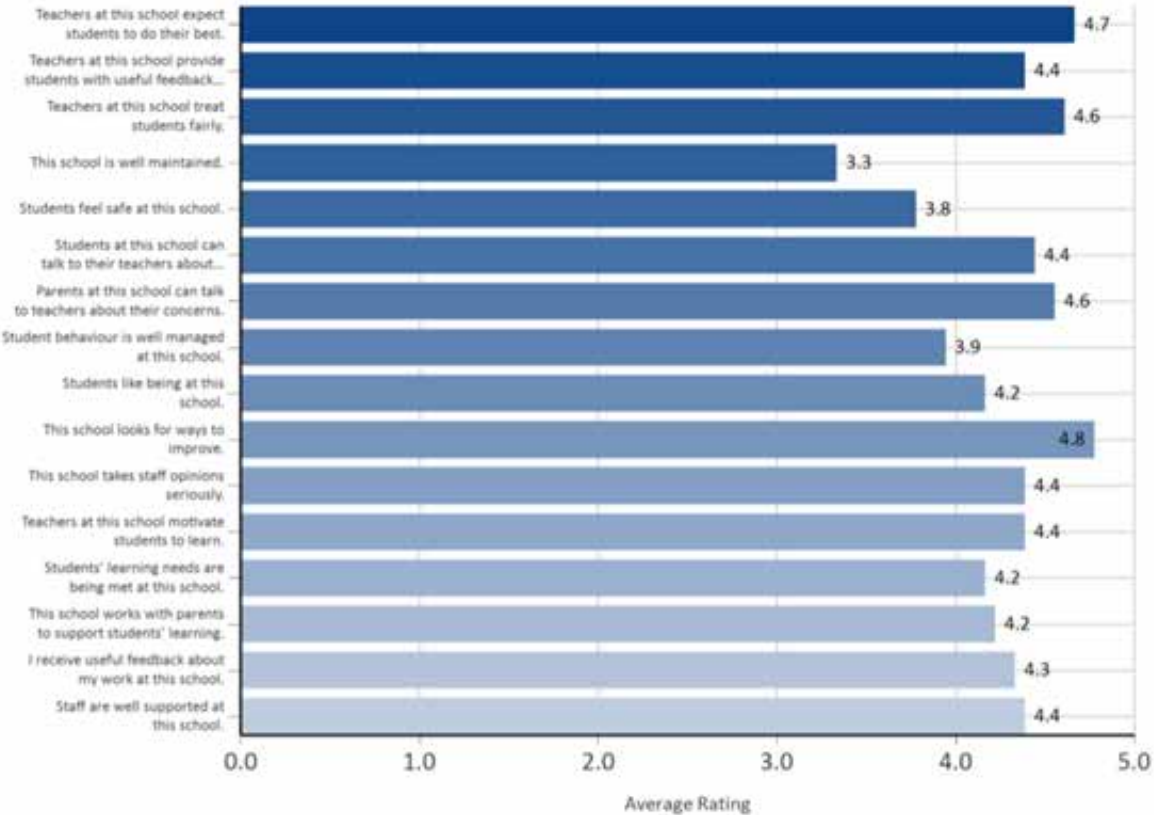
Years Five (51%) and Six (49%) students were surveyed online. The group was 49% male and 51% female. The group has 22% Aboriginal students and 78% Non-Aboriginal.

Overall there are many positive results with the four highest ranking statements being about the quality teaching and learning at Spearwood Primary School.



We asked the students about the highlights of attending Spearwood Primary School. The highest ranking items included:

- Sports including carnivals and clinics;
- STEM learning and access to more technology;
- Incursions;
- Music;
- Whole school literacy celebrations, assemblies and Crunch 'n' Dip morning teas;
- Special events / celebrations and lunch time clubs.



The Business Plan targets were to maintain or improve bi-annual survey results for the following:

- This school takes staff opinions seriously (2016 result - 4.5 and 2018 result - 4.4)
- I receive useful feedback about my work at this school (2016 result- 4.3 and 2018 result - 4.3)
- Staff are well supported at this school (2016 result – 3.7 and 2018 result – 4.4)







**Spearwood Primary School**  
**An Independent Public School**

73 Gerald St, Spearwood WA 6163

T 08 9414 2300

E [spearwood.ps@education.wa.edu.au](mailto:spearwood.ps@education.wa.edu.au)

[www.spearwoodps.wa.edu.au](http://www.spearwoodps.wa.edu.au)



**A key to  
the future**